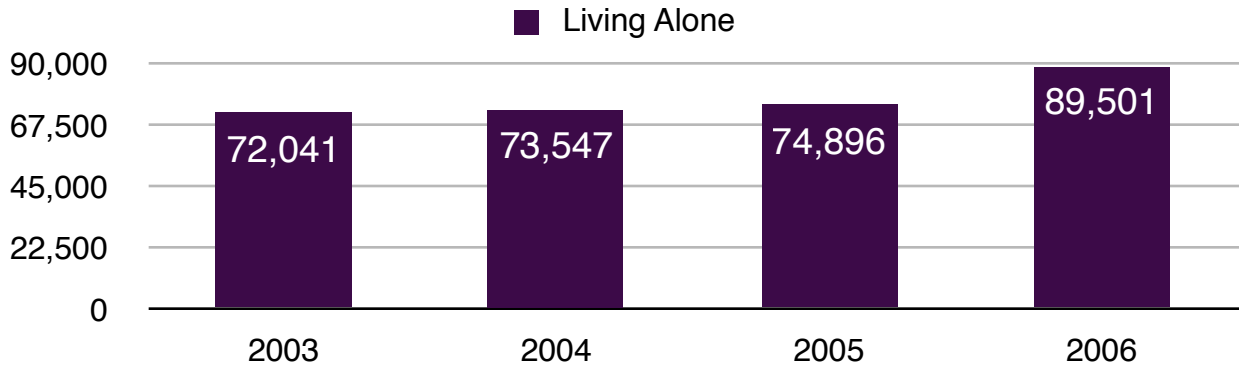


Elders



Elders (65 and Over) Living Alone in Miami-Dade



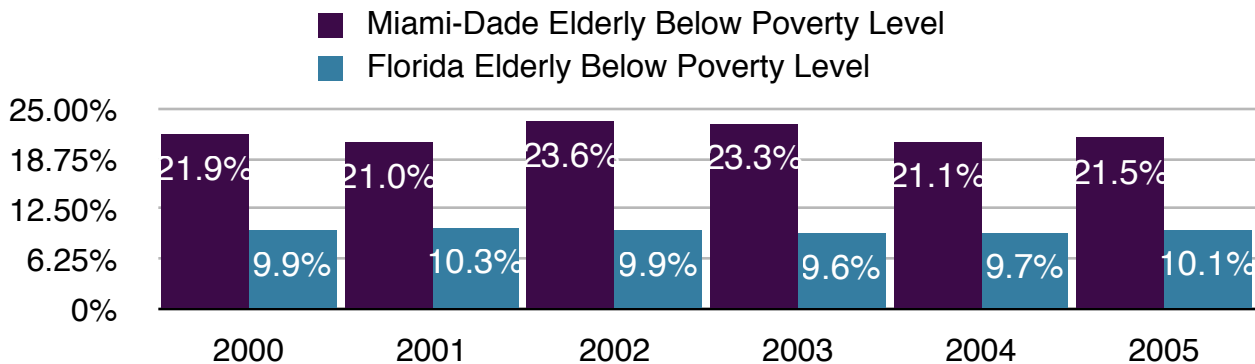
What is this?

The following is a survey of data compiled by the Florida Department of Elderly that estimates the living situation of Florida elderly, broken down by county. The represents approximately 17-18% of the County's total elderly population.

Why is this important and how are we doing?

The statewide average for elderly living alone hovers around 20%, marking Miami-Dade's holding a slightly better position. The significance is that elderly living alone tend to experience greater social isolation and poor health than those living with families or with others. Conversely, it can also demonstrate greater self-sufficiency and independence.

Poverty Statistics of Miami-Dade Elderly



What is this?

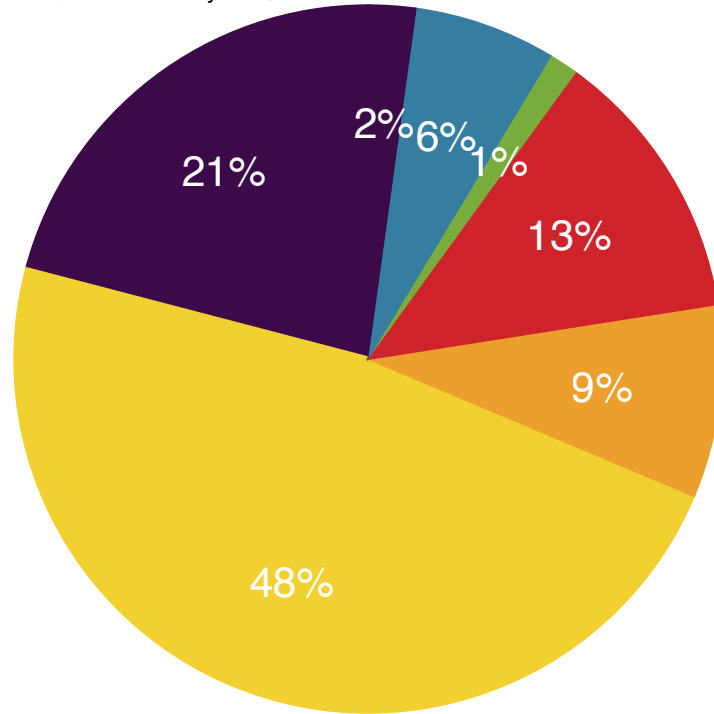
The American Community survey tracks this indicator on a yearly basis with high degree of uncertainty.

Why is this important and how are we doing?

The information shows that Miami-Dade has an extremely high percent of their elderly who live at or below the federal poverty line, more than double the state average.

Disability Status of Miami-Dade Elders, 2005

- Sensory
- Physical
- Mental
- Probable Alzheimer's Cases
- Go Outside Home
- No Disability
- With 2 or More Disabilities

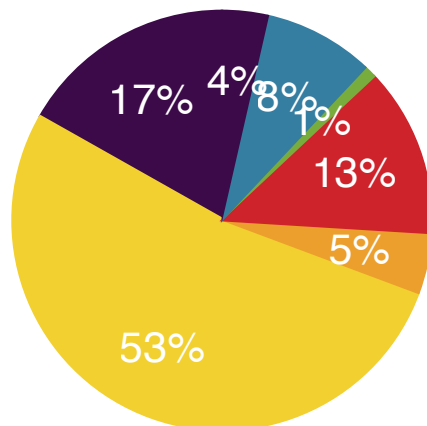


What is this?

The following is a survey of data compiled by the Florida Department of Elderly that estimates the living situation of Florida elderly, broken down by county. The following pie chart gives a percentage breakdown of the disability status of Miami-Dade elders.

Why is this important & how are we doing?

Below is the pie chart for the state of Florida for contrasting purpose.



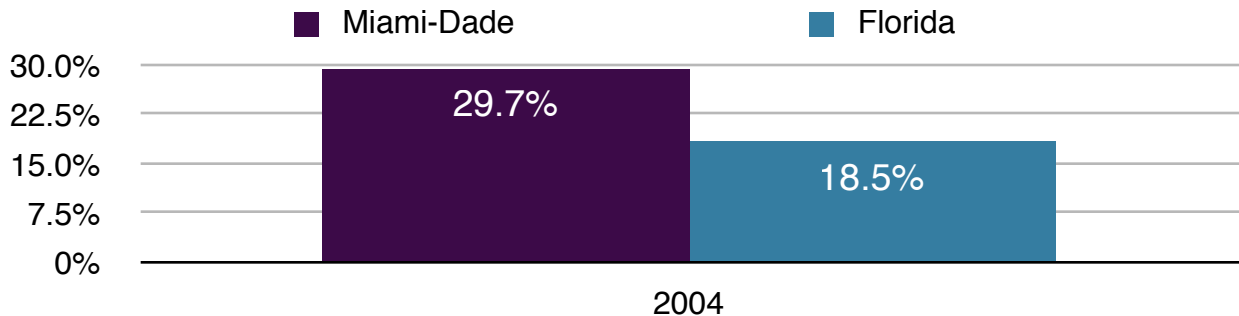
Assisted Living Facilities, Home Health Agencies, & Adult Day Cares, 2006¹

Adult Day Care	
Facilities	29
Capacity	1,947

Home Health Agencies	
Agencies	376
Medicare Certified Agencies	188
Medicaid Certified Agencies	182

Assisted Living Facilities	
Total Beds	8,814
OSS Beds	6,309
Non-OSS Beds	2,505
Total Facilities	713
Facilities with ECC License	54
Facilities with LMH License	515
Facilities with LNS License	407

2004 Percent of Elders with High Housing Expense (more than 40% of income devoted to housing)



What is this?

The percentage of income the elderly devote 40% or more of their income to meeting their housing need, based on Florida Department of Elder Affairs' interpretation of U.S. Census figures.

Why is it important & how are we doing?

Miami-Dade elders experience the housing burden more adequately than other members of the community. The County ranks first amongst all Florida Counties for the highest percent of income of the elderly that's devoted to housing costs.

¹ Information based on Florida Dept. of Elder Affairs for Miami-Dade County.