

Criminal Justice



2005 Crime in Miami-Dade County

Florida Annual Crime Report for Miami-Dade	2004	2005
Total Arrests	143,721	132,161
Violent Rate	1,026	986.9
Non-Violent Rate	5,716	5,247.1
Index Rate (Rate per 100,000 Population)	6,742.3	6,234

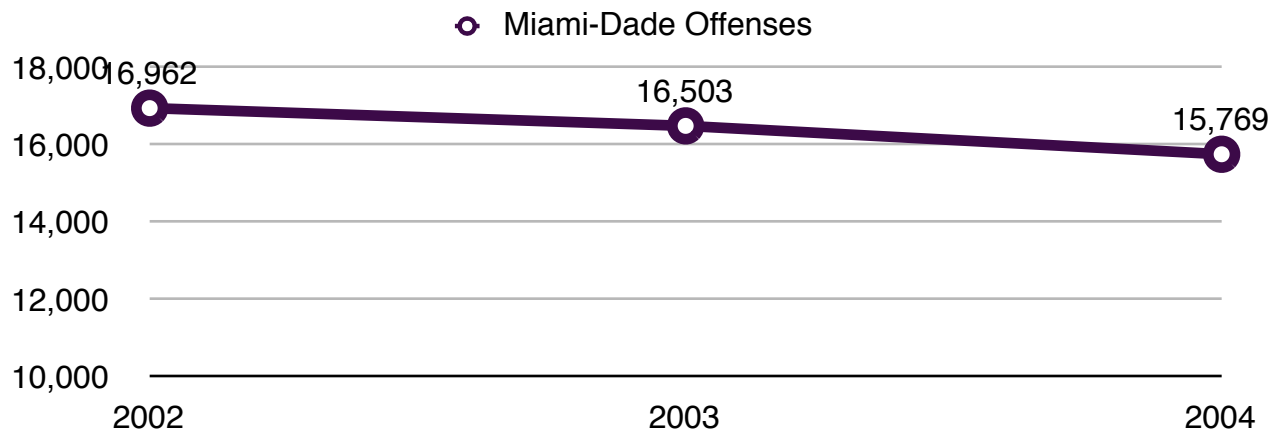
What is this?

Information provided from the Florida Dept. of Law Enforcement's "2005 Florida Annual Crime Report for Miami-Dade County". Violent crime is: murder, sexual offenses, robbery, & aggravated assault. Non-violent offenses are: burglary, larceny, and motor vehicle theft.

Why is this important & how are we doing?

Miami-Dade, like much of Florida is experiencing a long-term downward trend in most indicators of crime.

Total Domestic Violence Offenses for Miami-Dade



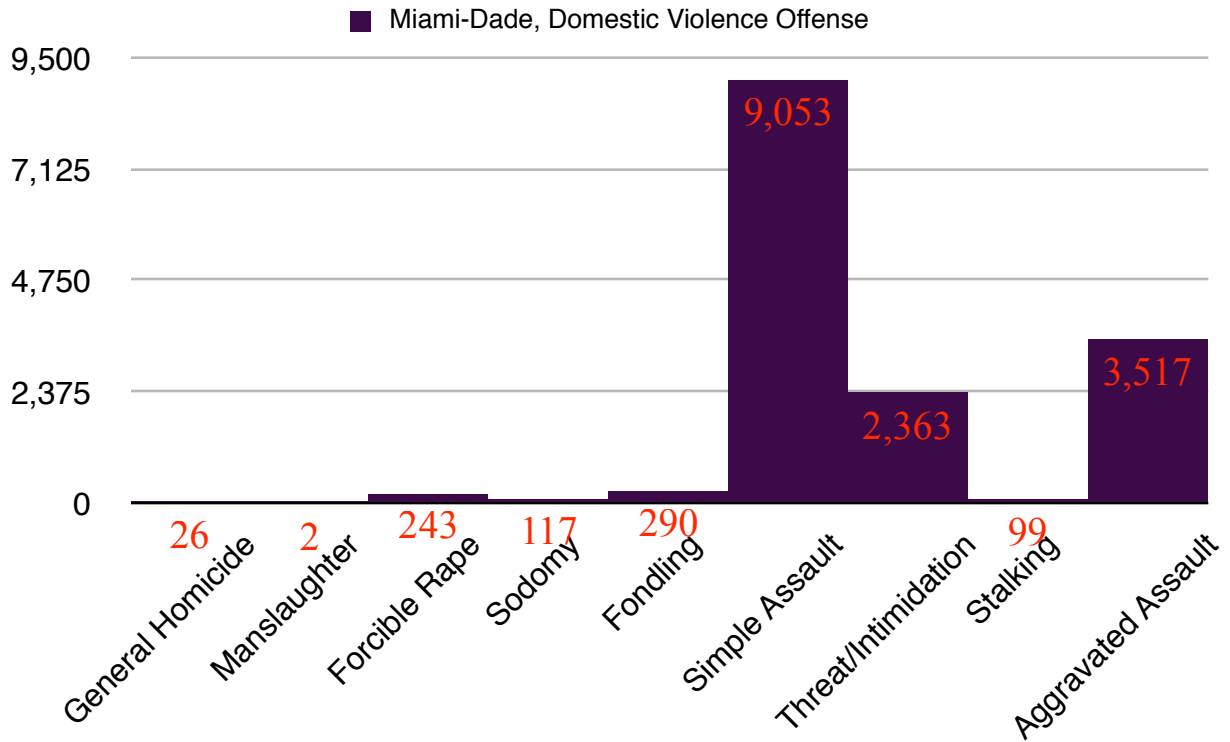
What is this?

The sum of the ten different types of domestic violence as tabulated by the Florida Department of Law Enforcement's Florida Uniform Crime Report in their Domestic Violence Annual Report, 2004-2005.

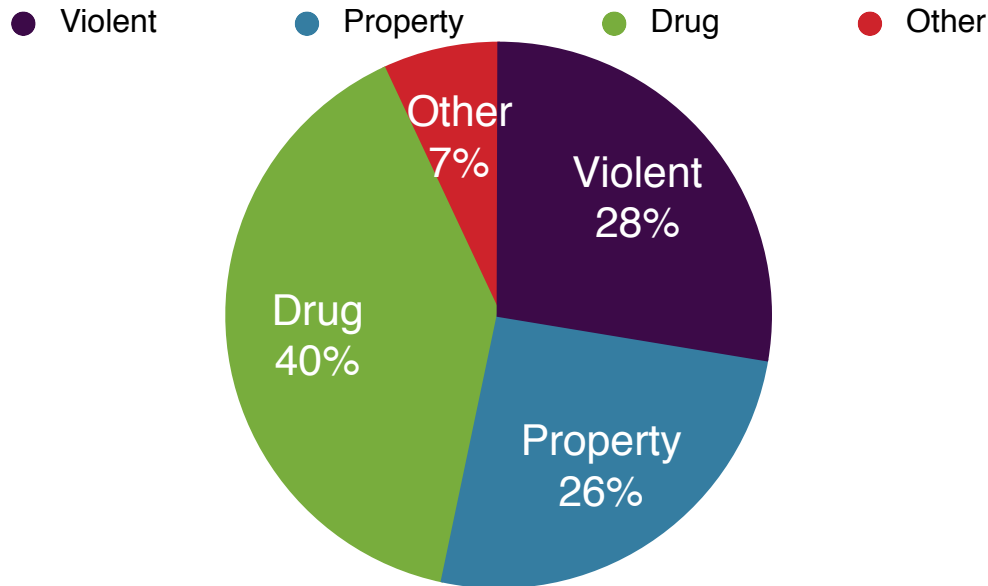
Why is this important & how are we doing?

Domestic Violence is a central to community and family well-being. Miami-Dade County has experienced an impressive decrease in recent years.

Category of Domestic Violence Offense, Miami-Dade, 2005

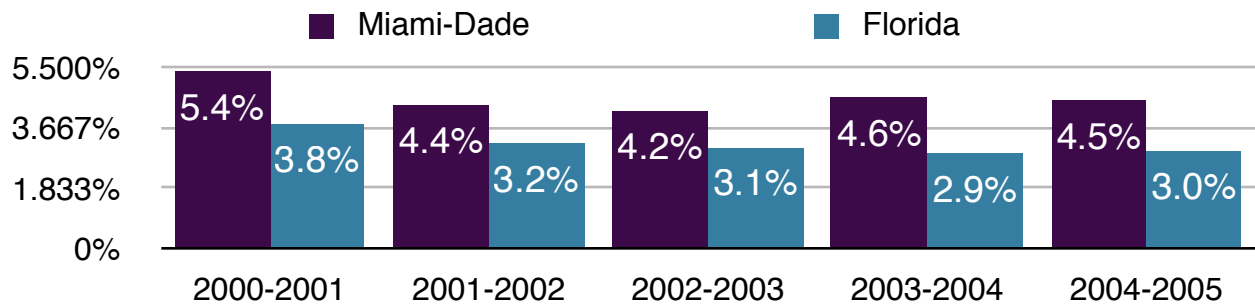


Prison Releases by County by Category of Offenses



Total Number of Prison Releases for Miami-Dade: 2,503; Source: FY 2004-2005 Release Report, Fl. Dept. of Corrections.

High School Dropout Rate



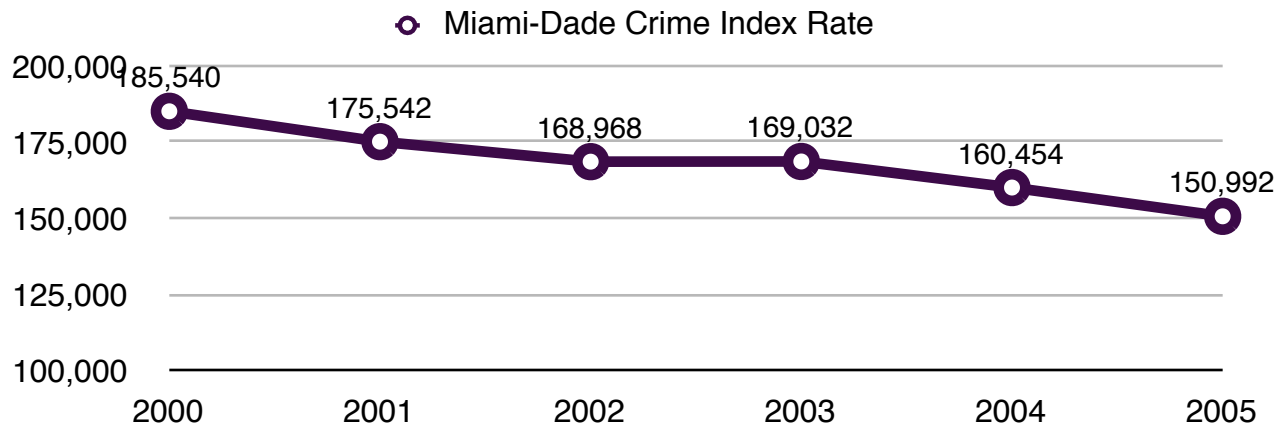
What is This?

Taken from the Florida Dept. of Education's Indicator web site. Percent of high school aged youth who dropout between 9th & 12th grades.

Why Is This Important & how are we doing?

Youth who do not complete high school have a difficult time finding employment and obtaining living-wage employment. As with graduation rates, dropout rates, while showing signs of improvement, Miami-Dade lags the state.

Miami-Dade County Total Index Crime



What is this?

The Florida Dept. of Law Enforcement's Statistical Analysis Center publishes yearly a Florida Uniform Crime Report. Index crime totals includes violent and property crimes of municipalities and unincorporated Miami-Dade County.

Why Is This Important & how are we doing?

Miami-Dade has made tremendous progress, as has the rest of the state in decreasing it's Crime Index Rate.

Re-Offense Rates & Factors (for Males, Statewide, Not Adjusted for Other Factor Effects)

Factor		% who Re-Offend - 18 Months from Release	% who Re-Offend - 36 Months from Release	% who Re-Offend - 60 Months from Release
Age at Release	Under 18	48	59.8	73.4
	18 - 24	32.5	45.9	54.3
	25 -34	29.2	41.9	50.6
	35 - 49	25.8	37.4	45
	50 - 59	12.3	17.4	21.3
	60 +	4.9	8.8	10
Race	Black	32.5	46.8	55.8
	Non-Black	22.1	31.7	38.7
Ethnicity	Hispanic	22.2	34.4	41.6
	Non-Hispanic	28.6	40.9	49.1
Supervision After Release	Yes	25.3	36.4	43.4
	No	30	43	51.6
Months in Prison	1-12	28.5	41.3	50.3
	13-24	29.7	42.6	51.1
	25-36	29.5	42.1	49.7
	37-48	28.5	39.8	47.6
	49-60	27.5	39.2	44.1
	61+	21.8	31	36.5

Alliance for Human Services' Community Impact Indicators for Miami-Dade County - **Criminal Justice**

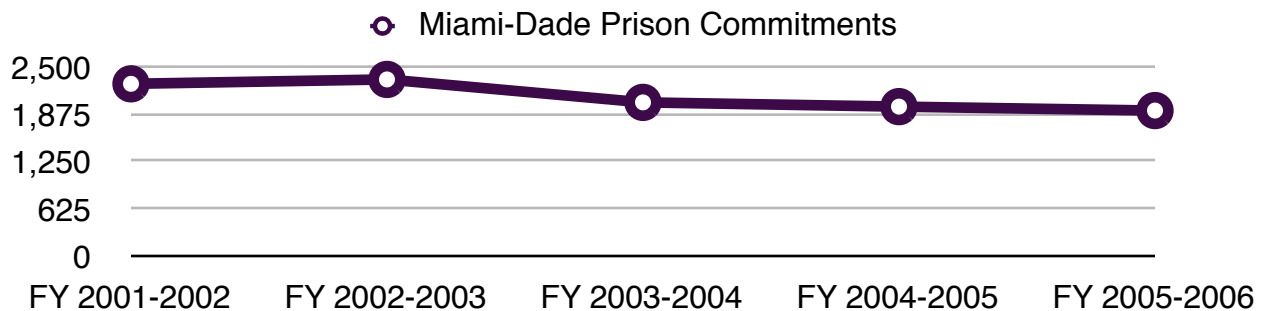
Factor		% who Re-Offend - 18 Months from Release	% who Re-Offend - 36 Months from Release	% who Re-Offend - 60 Months from Release
Disciplinary Reports - Total	None	24.4	35.7	43.7
	1	27.4	40.3	49.1
	2	29.7	42.3	51.3
	3-6	31.9	45.4	53.7
	7+	36.9	50.6	58.3
Release Custody	Low	25.9	38.2	46.5
	High	34.6	48.3	56.4
TABE Grade level - Last Before Release	1 - 3.9	32.3	45.9	54.4
	4 - 8.9	29.6	42.4	50.9
	9 - 11.9	25.3	36.7	43.6
	12 - 12.9	21.1	30.4	37.5
Prior Recidivism Events	None	22.8	33.4	41
	1	28.2	41.3	49.8
	2	34.5	48.2	57.8
	3	38.6	54.4	64.2
	4	44.3	62	70.1
	5+	50.6	66.6	72.8
Most Serious Career Offense Type	Homicide	15.1	24.1	31.2
	Sex/Lewdness	15.9	22.8	28.2
	Robbery	31.1	44.2	52.9
	Other Violent	27.8	40.7	49.4
	Burglary	33.4	46.5	54.9

Factor		% who Re-Offend - 18 Months from Release	% who Re-Offend - 36 Months from Release	% who Re-Offend - 60 Months from Release
Property Of-fenses - Total	None	23	34.4	42.4
	1	30.8	44	52.8
	2	32.4	45.9	54.2
	3+	36	49	56.9
Drug Of-fenses Total	None	24	34.6	42
	1	30.3	43	51
	2	30.7	44.5	53.8
Weapon Of-fenses- Total	None	28.1	40.2	48.3
	1	28.5	41.7	49.8
	2+	30.3	44.5	53.4

What is this?

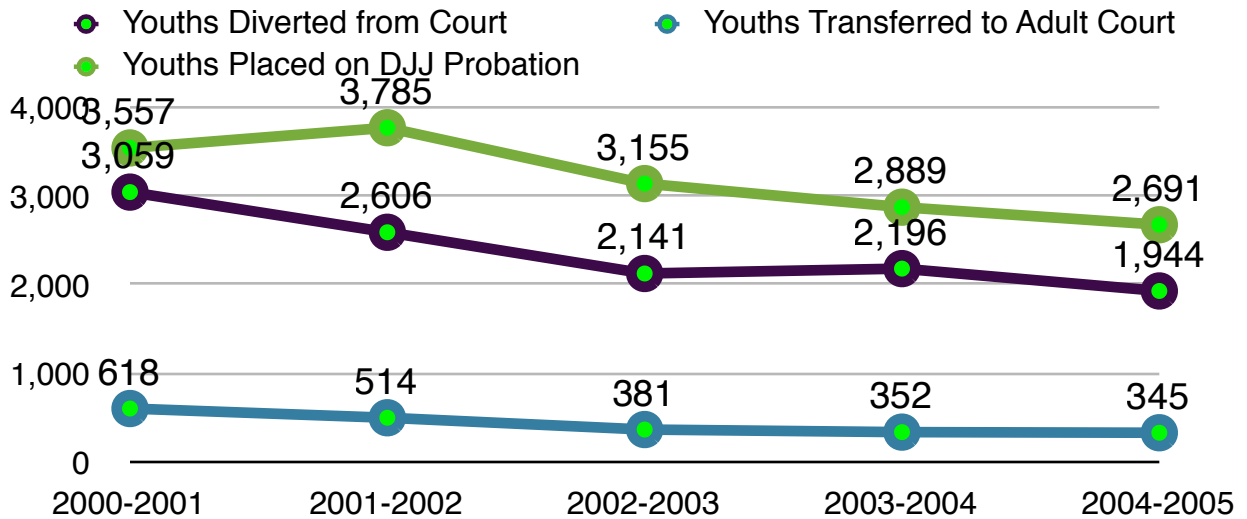
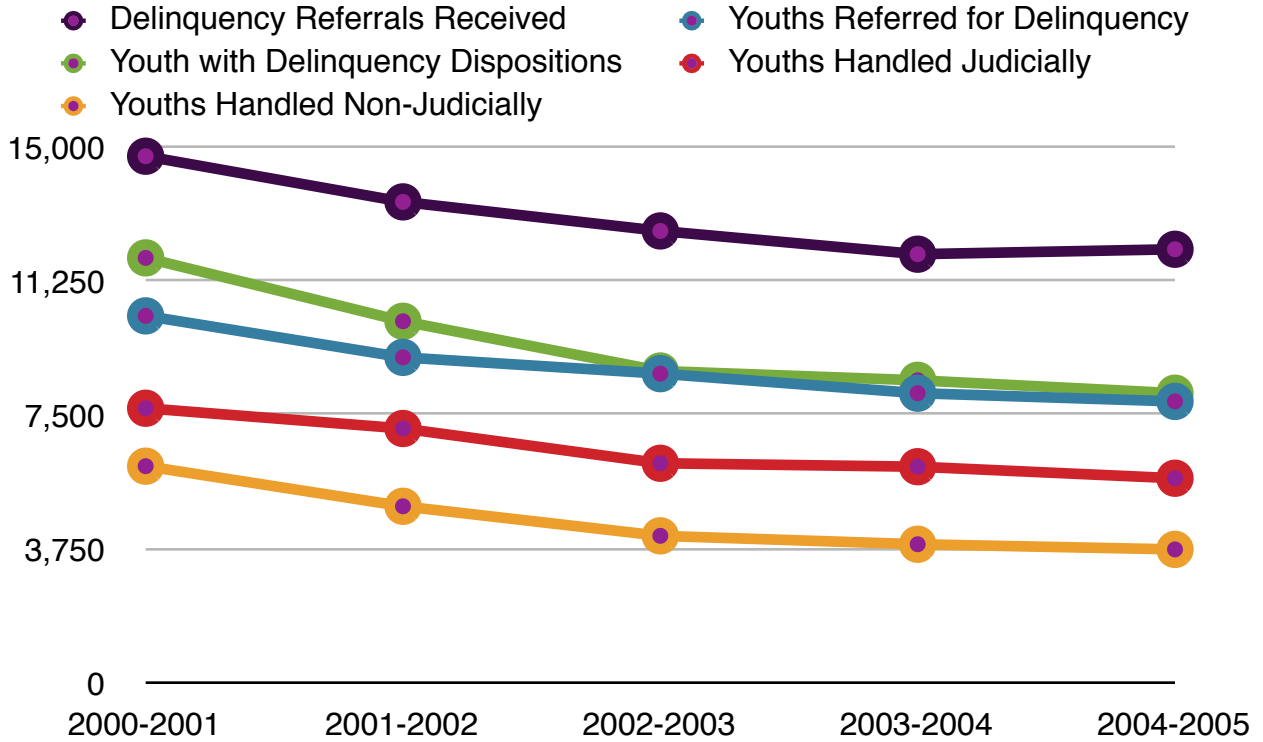
The Florida Dept. of Corrections produced the “Recidivism Report” in July of 2003 that gave an overview of factors that may affect re-offense rates at at statewide level for male ex-offenders. The study looked for patterns of recidivism between for State prison inmates released from July 1995 to June 2001. The complete study can be accessed at: <http://www.dc.state.fl.us/pub/recidivism/2003/index.html>

New Commitments to Prison, Miami-Dade County¹



¹ Source: FL. Office of Economic & Demographic Research, Data Obtained by FL. Dept. of Corrections

Juvenile Delinquency, 11th Circuit Court



What is this?

Source: Florida Department of Juvenile Justice, Delinquency Profile, 2004-2005 for the 11th Circuit (south Florida). The following definitions for the youth delinquency indicators is given as follows:

- **Referrals, Youths Referred:** The data presented in this section are based upon referrals reported to JJIS by delinquency workers throughout the state. The number of referrals received is determined by counting only the most serious offense for which a youth is charged on any specific date, as recorded on JJIS.
- **Referrals & Youths Disposed, Judicially and Non-Judicially:** The data presented in these sections are based upon referral dispositions reported to JJIS by delinquency workers throughout the state. In this context, “disposed” means that the referral is no longer pending action by the court or state attorney, whether or not the disposition requires follow-up by DJJ personnel (commitment, community supervision, etc.).
- **Court Diversion:** The data in these sections consists of all referrals and youths reported on JJIS as having dispositions with a referral to "court diversion" programs such as local community arbitration or mediation programs, or other programs designed to reduce court workloads or minimize "labeling" or negative self-perception of juvenile offenders. Generally, court diversion dispositions are reserved for less-serious offenders (with some exceptions) and are dependent upon an admission of responsibility for the offense by the youth.
- **Probation:** The data in these sections consist of all referrals and youths reported on JJIS as being disposed with placement on Juvenile Probation (previously known as Community Control), DJJ’s primary method of community supervision.
- **Commitments:** The data in these sections consist of all court orders requiring the placement of youths in commitment programs either contracted with or managed by the Department of Juvenile Justice.
- **Transfers to Adult Court:** The data in these sections consist of all referrals and youths reported on JJIS as having jurisdiction transferred for disposition in the state’s adult courts.

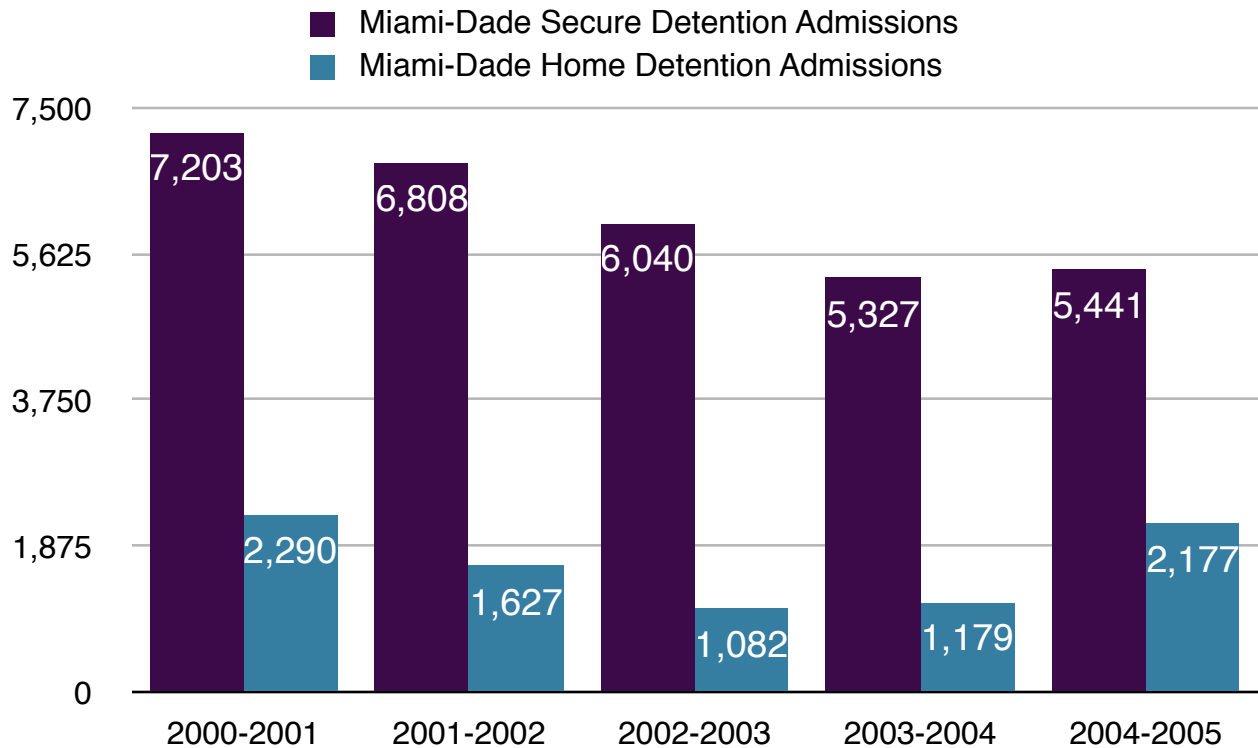
Why is this important & how are we doing?

- Juvenile delinquency is a central criminal justice/child welfare measure. Miami-Dade, while higher than the state average has made progress in recent years.

Miami-Dade County School Related Referrals to Florida Juvenile Justice Department, FY 2004-2005

Miami-Dade	School Related	Non-School Related	Total	% School Related
	2,175	9,991	12,166	18%

Miami-Dade County Juvenile Justice Detentions



What is this?

Information here is from the Florida Dept. of Juvenile Justice's 2006 Outcome Evaluation Report. The data given here is from the Juvenile Justice Information System of the state. Secure detention admissions are those detentions that resulted in the youth being held in a juvenile detention center. Admission to home detention refers to youth who are "detained" in their homes and would have most likely received electronic monitoring devices had the State of Florida not terminated their use as of FY 2003-2004.

Why is it important & how are we doing?

This is one indicator of juvenile delinquency which has show continued progress until last year, where Miami-Dade experienced a slight increase in detentions.